




Annual Shareholders' Meeting

F.N.B. Corporation

May 8, 2024



BUILDING
ON OUR STRONG
FOUNDATION

Cautionary Statement Regarding Forward-Looking Information


This document may contain statements regarding F.N.B. Corporation's outlook for earnings, revenues, expenses, tax rates, capital and liquidity levels and ratios, asset quality levels, financial position and other matters regarding or affecting our current or future business and operations. These statements can be considered "forward-looking statements" within the meaning of the Private Securities Litigation Reform Act of 1995. These forward-looking statements involve various assumptions, risks and uncertainties which can change over time. Actual results or future events may be different from those anticipated in our forward-looking statements and may not align with historical performance and events. As forward-looking statements involve significant risks and uncertainties, caution should be exercised against placing undue reliance upon such statements. Forward-looking statements are typically identified by words such as "believe," "plan," "expect," "anticipate," "intend," "outlook," "estimate," "forecast," "will," "should," "project," "goal," and other similar words and expressions. We do not assume any duty to update forward-looking statements, except as required by federal securities laws.

FNB's forward-looking statements are subject to the following principal risks and uncertainties:

- Our business, financial results and balance sheet values are affected by business, economic and political circumstances, including, but not limited to: (i) developments with respect to the U.S. and global financial markets; (ii) supervision, regulation, enforcement and other actions by several governmental agencies, including the Federal Reserve Board, Federal Deposit Insurance Corporation, Financial Stability Oversight Council, U.S. Department of Justice (DOJ), Consumer Financial Protection Bureau, U.S. Treasury Department, Office of the Comptroller of the Currency and Department of Housing and Urban Development, state attorney generals and other governmental agencies, whose actions may affect, among other things, our consumer and mortgage lending and deposit practices, capital structure, investment practices, dividend policy, annual FDIC insurance premium assessment and growth, money supply, market interest rates or otherwise affect business activities of the financial services industry; (iii) a slowing of the U.S. economy in general and regional and local economies within our market area; (iv) inflation concerns; (v) the impacts of tariffs or other trade policies of the U.S. or its global trading partners; and (vi) the sociopolitical environment in the U.S.
- Business and operating results are affected by our ability to identify and effectively manage risks inherent in our businesses, including, where appropriate, through effective use of systems and controls, third-party insurance, derivatives, and capital management techniques, and to meet evolving regulatory capital and liquidity standards.
- Competition can have an impact on customer acquisition, growth and retention, and on credit spreads, deposit gathering and product pricing, which can affect market share, loans, deposits and revenues. Our ability to anticipate, react quickly and continue to respond to technological changes and significant adverse industry and economic events can also impact our ability to respond to customer needs and meet competitive demands.
- Business and operating results can also be affected by difficult to predict uncertainties, such as widespread natural and other disasters, wars, pandemics, including post-pandemic return to normalcy, global events and geopolitical instability, including the Ukraine-Russia conflict and the military conflict in Israel and Gaza, shortages of labor, supply chain disruptions and shipping delays, terrorist activities, system failures, security breaches, significant political events, cyber-attacks, international hostilities or other extraordinary events which are beyond FNB's control and may significantly impact the U.S. or global economy and financial markets generally, or us or our counterparties, customers or third-party vendors specifically.
- Legal, regulatory and accounting developments could have an impact on our ability to operate and grow our businesses, financial condition, results of operations, competitive position, and reputation. Reputational impacts could affect matters such as business generation and retention, liquidity, funding, and the ability to attract and retain talent. These developments could include:
 - Policies and priorities of the current U.S. presidential administration, including legislative and regulatory reforms, more aggressive approaches to supervisory or enforcement priorities with consumer and anti-discrimination lending laws by the federal banking regulatory agencies and the DOJ, changes affecting oversight of the financial services industry, regulatory obligations or restrictions, consumer protection, taxes, employee benefits, compensation practices, pension, bankruptcy and other industry aspects, and changes in accounting policies and principles.
 - Ability to continue to attract, develop and retain key talent.
 - Changes to regulations or accounting standards governing bank capital requirements, loan loss reserves and liquidity standards.
 - Changes in monetary and fiscal policies, including interest rate policies and strategies of the FOMC.
 - Unfavorable resolution of legal proceedings or other claims and regulatory and other governmental investigations or inquiries. These matters may result in monetary judgments or settlements, enforcement actions or other remedies, including fines, penalties, restitution or alterations in our business practices, including financial and other types of commitments, and in additional expenses and collateral costs, and may cause reputational harm to FNB.
 - Results of the regulatory examination and supervision process, including our failure to satisfy requirements imposed by the federal bank regulatory agencies or other governmental agencies.
 - Business and operating results are affected by our ability to effectively identify and manage risks inherent in our businesses, including, where appropriate, through effective use of policies, processes, systems and controls, third-party insurance, derivatives, and capital and liquidity management techniques.
 - The impact on our financial condition, results of operations, financial disclosures and future business strategies related to the impact on the allowance for credit losses due to changes in forecasted macroeconomic conditions as a result of applying the "current expected credit loss" accounting standard, or CECL.
 - A failure or disruption in or breach of our operational or security systems or infrastructure, or those of third parties, including as a result of cyber-attacks or campaigns.
 - Increased funding costs and market volatility due to market illiquidity and competition for funding.

FNB cautions that the risks identified here are not exhaustive of the types of risks that may adversely impact FNB and actual results may differ materially from those expressed or implied as a result of these risks and uncertainties, including, but not limited to, the risk factors and other uncertainties described under Item 1A. Risk Factors and the Risk Management sections of our 2023 Annual Report on Form 10-K (including the MD&A section), our subsequent 2024 Quarterly Reports on Form 10-Q (including the risk factors and risk management discussions) and our other 2024 filings with the SEC, which are available on our corporate website at <https://www.fnb-online.com/about-us/investor-information/reports-and-filings> or the SEC's website at www.sec.gov. We have included our web address as an inactive textual reference only. Information on our website is not part of our SEC filings.

Annual Meeting Rules of Conduct



BUILDING
ON OUR STRONG
FOUNDATION

F.N.B. Corporation Management Team

Vincent J. Delie, Jr.

Chairman, President & Chief Executive Officer
F.N.B. Corporation and First National Bank of Pennsylvania

James G. Ori

F.N.B. Corporation Chief Legal Officer and Corporate Secretary

Vincent J. Calabrese, Jr.

F.N.B. Corporation Chief Financial Officer

Gary L. Guerrieri

F.N.B. Corporation Chief Credit Officer

Annual Meeting Agenda

1. Official Business Matters
2. Management Presentation
3. Questions and Answers

Corporate Secretary's Report

- Printed Notice Mailed March 29, 2024
 - Distributed to Shareholders of Record as of March 6, 2024
- Quorum
- 2023 Annual Meeting Minutes
- Appointment of Judges of Election and Inspector of Election

Judges of Election:

Christopher Chan

Lisa Hajdu

Lou Melocchi

Inspector of Election:

Jane Ludlow
Broadridge Financial Solutions, Inc

F.N.B. Corporation Annual Shareholder Meeting Proposals

Four Proposals Were Presented to FNB Shareholders.

Proposal 1: F.N.B. Corporation Director Election:

Pamela A. Bena	Mary Jo Dively	Heidi A. Nicholas
William B. Campbell	David J. Malone	John S. Stanik
James D. Chiafullo	Frank C. Mencini	William J. Strimbu
Vincent J. Delie, Jr.	David L. Motley	

Proposal 2 (Advisory Resolution): Named Executive Officer 2023 Compensation: Say-on-Pay

Proposal 3: Amendment to the F.N.B. Corporation 2022 Incentive Compensation Plan

Proposal 4: Ratification of Ernst & Young, LLP Appointment for 2024

F.N.B. Corporation Annual Shareholder Voting Results

Four Proposals Were Approved.

Proposal 1: F.N.B. Corporation Director Election:

For

Pamela A. Bena	Mary Jo Dively	Heidi A. Nicholas
William B. Campbell	David J. Malone	John S. Stanik
James D. Chiafullo	Frank C. Mencini	William J. Strimbu
Vincent J. Delie, Jr.	David L. Motley	

Proposal 2 (Advisory Resolution): Named Executive Officer 2023 Compensation:

For

Say-on-Pay


Proposal 3: Amendment to the F.N.B. Corporation 2022 Incentive Compensation Plan

For

Proposal 4: Ratification of Ernst & Young, LLP Appointment for 2024

For

Management Presentation

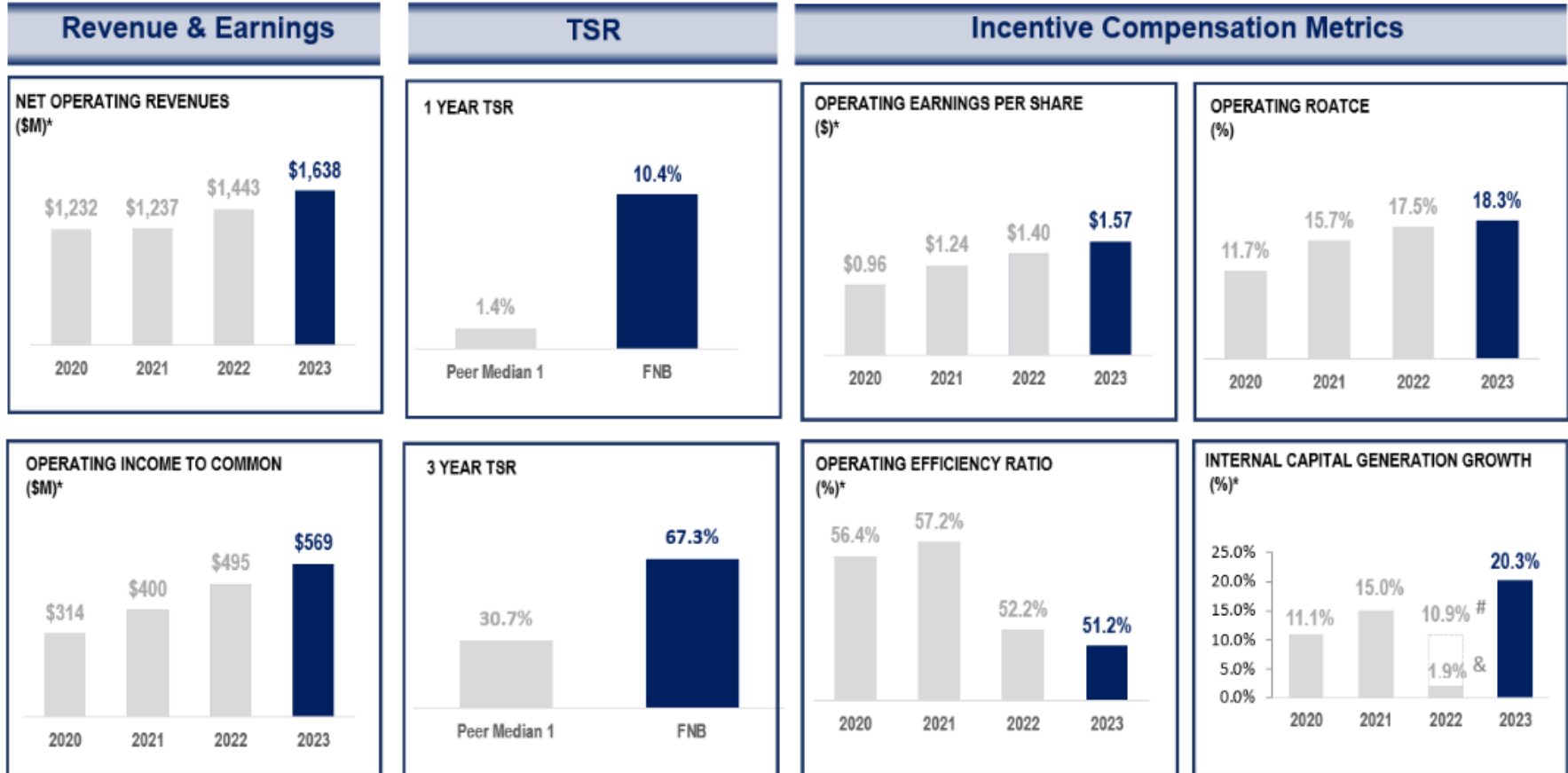


BUILDING
ON OUR STRONG
FOUNDATION

Stated Strategic Objectives and Accomplishments in 2023

Our overall goal is to generate sustainable shareholder value and drive long-term results.

Strong Financial Performance and Key Metrics



* A non-GAAP measure, refer to the forms filed with the SEC for more information.

Excludes accumulated other comprehensive income (AOCI) impact.

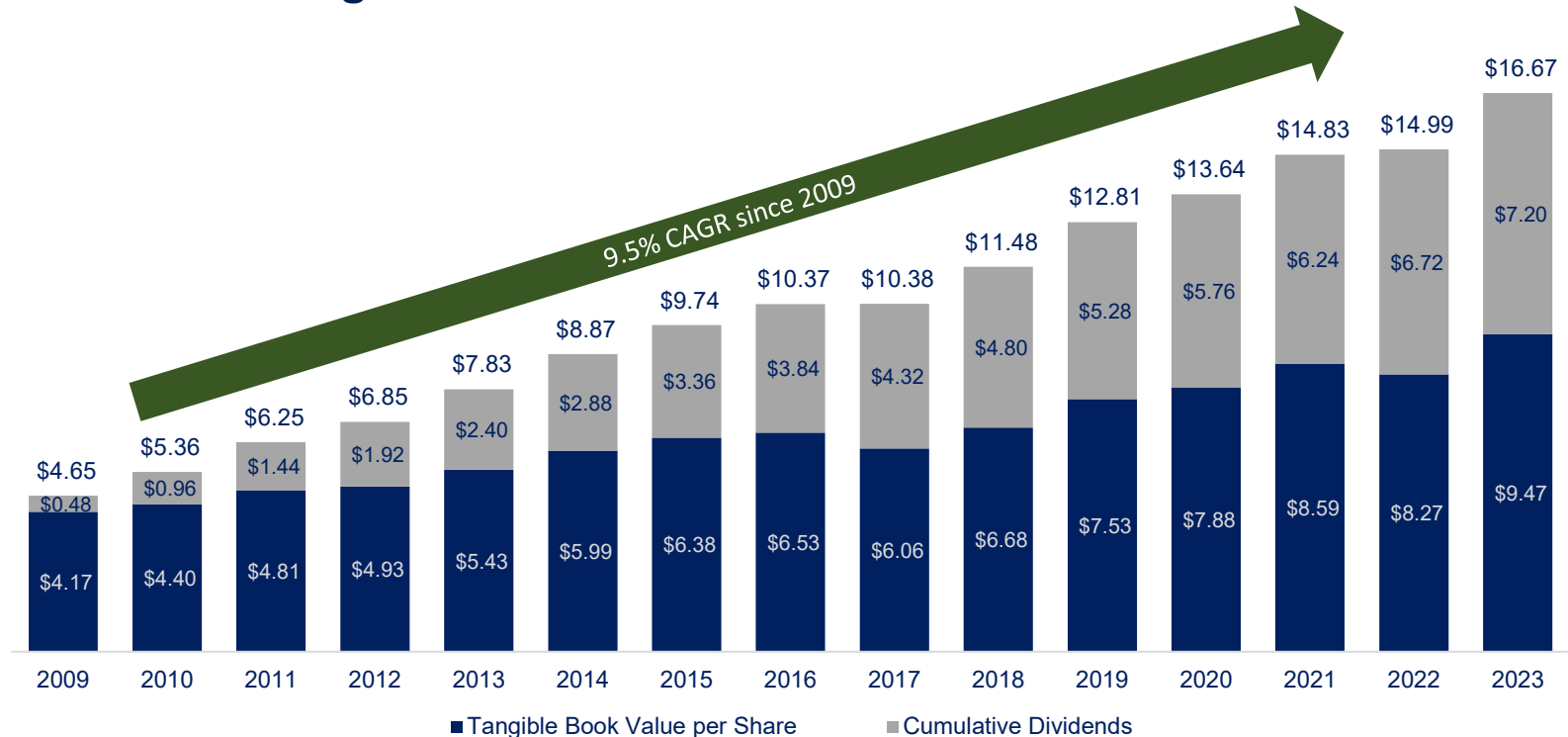
& The ICG Growth metric is lower relative to previous years due to the year 1 impacts of the Howard and Union Bancorp acquisitions, and the 2022 AOCI impact.

1 Peer Comparisons are based on the "Competitor Peer Set for the 2023 STI Plan and 2023 – 2025 LTI Plan"

F.N.B. Corporation's Value Proposition

FNB seeks to deliver a balance of earnings growth, dividends and tangible book value growth.

Tangible Book Value⁽¹⁾ + Cumulative Dividends



In the past 15 years, FNB has returned nearly \$2 billion to shareholders through our consistent quarterly common dividend and share repurchase program.

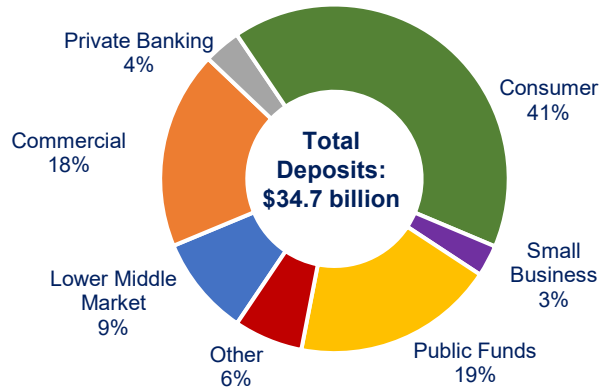
(1) A non-GAAP measure, refer to the forms filed with the SEC for more information.

Stable and Granular Deposit Base

Diversified funding channels provide levers for growth and reflect long-term relationships.

Deposit Composition

as of December 31, 2023

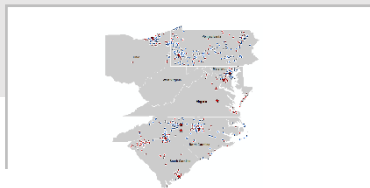


Key Statistics Strategy

- ❖ Total insured/collateralized deposits comprise approximately 78% of total deposits.
 - Higher than peer median of 68% at the end of 2023.
- ❖ Average deposit balance as of December 31st is ~\$30,000⁽¹⁾.
 - FNB average account balance is below the peer median at the end of 2023⁽¹⁾.
 - Median consumer account balance is ~\$5,600⁽²⁾ at quarter end.

Deposit Strategy

FNB continues a long-term strategy of being our customers' primary operating bank through a focus on generating low-cost deposits across both the consumer and commercial portfolios aided by our advanced digital tools and product bundling capabilities.



Geographic Footprint

Diversified market with a balance of mature and high-growth MSAs, and a mix of commercial and consumer deposits.



Products and Services

Deep product offerings, enabling FNB to be the disbursement and collection bank for our customers.



Digital Tools

Superior digital capabilities for enhanced customer experience.



Data Science

Customer segmentation and machine-learning lead generation aid in managing total deposit costs.

(1) Based on call report methodology. (2) Includes DDA, savings, and CD accounts.

Stated Strategic Objectives and Accomplishments in 2023

Our overall goal is to generate shareholder value and drive long-term results.

Strategic Pillars



Drive Organic Growth



Maintain Efficiency & Expense Control



Build a Durable & Scalable Infrastructure



Optimize the Retail Bank



Build a Strong & Differentiated Brand



Promote Core Values including ESG and D&I

● Governance ● Transparency ● Accountability ● Proactive Regulatory Compliance ●

Key Initiatives & Enablers



Targeted Business Strategy

- Strong & diverse geographic presence
- Diverse fee-income platform
- Granular deposit base with strong market share position across MSAs
- ~ 2,000 combined branches, ATMs and ITMs in delivery system



Leading Innovation & Growth

- Completed the first two phases of the eStore Common Application, which allows customers to apply for up to 30 loan & deposit products simultaneously
- 21% YoY increase in eStore interactions
- 79% increase in online applications
- 6 CEO leadership awards in 2023 including *American Banker* "Innovators of the Year"



Foundation in Service & Culture

- Earned more than 30 third-party awards in 2023 including 10 national workplace awards & 5 regional workplace awards
- International recognition for eStore



Cost Advantage

- Investing in technology, data and analytics
- Omnichannel retail delivery
- FNB Financial Center facility consolidation
- 51% operating efficiency ratio
- \$77 million cost savings over 5 years



Credit Discipline

- Consistent and conservative underwriting standards
- Diversified portfolio
- Strong credit performance through the cycle


● Record Financial Results in 2023 ● Capital Flexibility ● Well Positioned to Manage Through Cycles ●

Key Metrics

Record Total Assets >\$46 Billion	+ \$3.5 Billion Average Loan Growth +12.7% YoY	~\$35 Billion Deposits Top 5 Market Share in Nearly 50% MSAs	Record Operating EPS* \$1.57 / +12% YoY	1.6% Full Year Operating Leverage*	Record Efficiency Ratio* 51.2%
CET1 Ratio of 10.0% Record TCE Ratio of 7.8%	Record Revenue \$1.6 Billion	Record 18.3% Operating ROATCE*	Nearly \$220 Million of Capital Returned to Shareholders	Strong Reserve Ratio at 1.25%	Cost of Deposits +65 bps better than peer median

* A non-GAAP measure, refer to the forms filed with the SEC for more information.

First Quarter 2024 Financial Results



BUILDING
ON OUR STRONG
FOUNDATION

Key Financial Highlights for First Quarter 2024

Tangible book value⁽¹⁾ equaled a record \$9.64 per share with year-over-year growth of \$0.98 or 11.3%.

(compared to the year-ago quarter, unless stated otherwise)

- ❖ Earnings per diluted common share of \$0.32 and operating earnings per diluted common share⁽¹⁾ of \$0.34.
- ❖ Total loans and leases (period-end) increased \$261 million, or 3.3% annualized, linked-quarter.
 - Consumer loans increased \$209 million.
 - Commercial loans and leases increased \$53 million.
- ❖ Total deposits (period-end) increased \$24 million, or 0.3% annualized, linked-quarter, even with normal first quarter seasonal outflows.
 - The mix of non-interest-bearing deposits to total deposits equaled 29%, stable linked-quarter.
- ❖ Non-interest income totaled \$87.9 million, benefiting from our diversified business strategy with strong contributions from Mortgage Banking, Capital Markets, Treasury Management and record Wealth Management revenues.
- ❖ The ratio of non-performing loans and other real estate owned (OREO) to total loans and OREO decreased 1 basis point, linked-quarter, to 0.33%. Total delinquency decreased 6 basis points, linked-quarter, to 0.64%. Both measures remain at or near historically low levels.
- ❖ Record CET1⁽²⁾ ratio of 10.2% for the quarter and record tangible common equity to tangible assets⁽¹⁾ (TCE/TA) of 8.0%.
- ❖ On February 15, 2024, FNB redeemed all of its outstanding Series E Perpetual Preferred Stock and the final preferred dividend of \$2.0 million was paid on the redemption date. The excess of the redemption value over the carrying value on the Series E Perpetual Preferred Stock of \$4.0 million

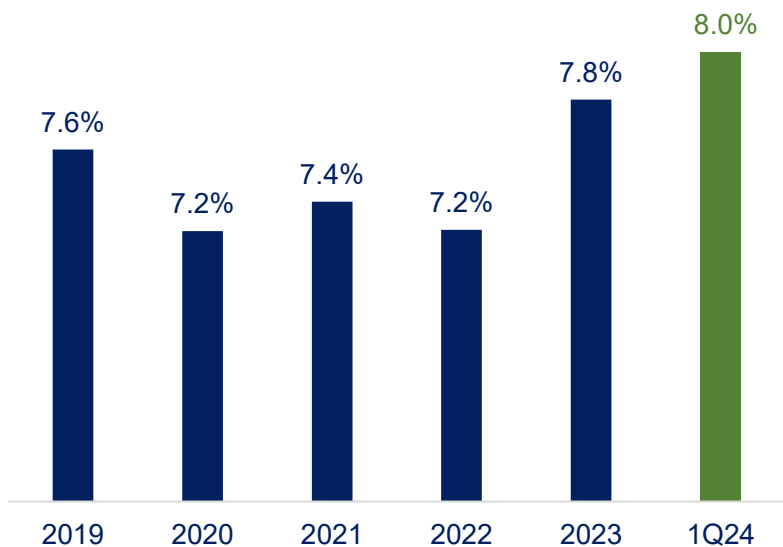


(1) A non-GAAP measure, refer to the 8-K Form filed with the SEC on April 17, 2024, for more information. (2) Estimated for 1Q24.

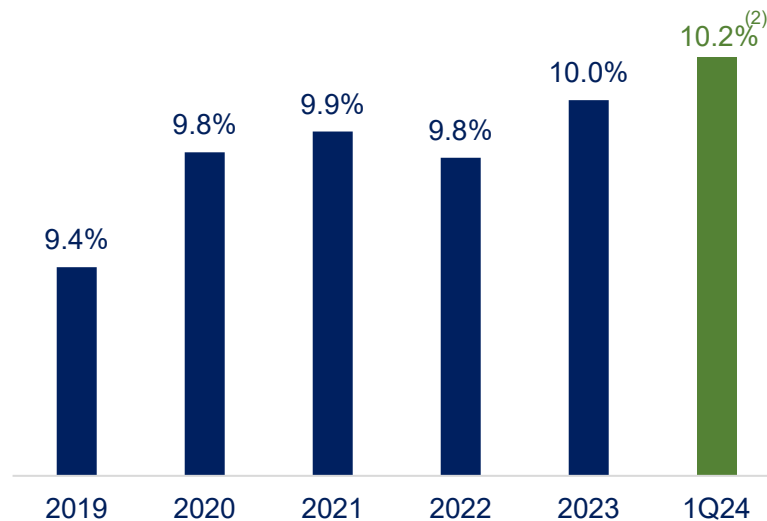
Strong Capital Position

FNB's record capital levels provide ample flexibility to grow the balance sheet and optimize shareholder returns while appropriately managing risk.

TCE Ratio⁽¹⁾



CET1 Ratio

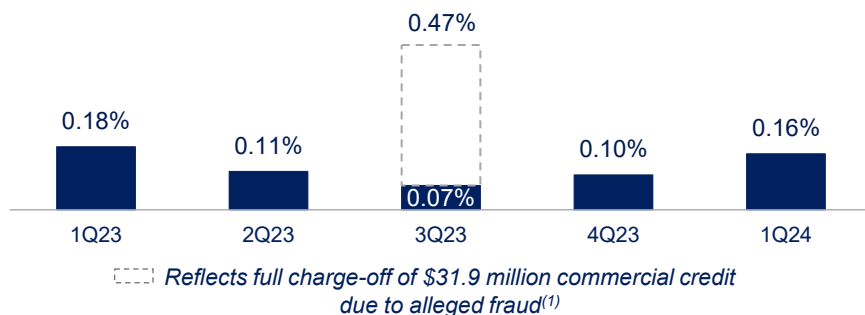


(1) A non-GAAP measure, refer to the 8-K Form filed with the SEC on April 17, 2024, for more information. (2) Estimated for 1Q24.

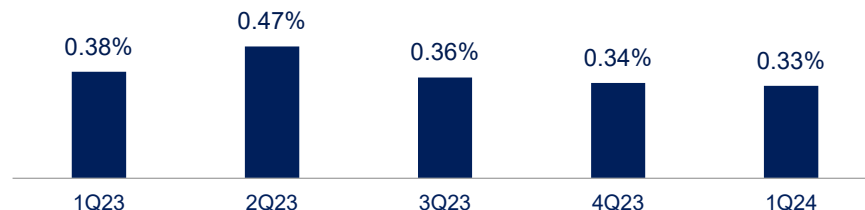
Asset Quality Ratios

Asset quality metrics remain at or near historical lows and FNB will continue to manage risk proactively as part of our core credit philosophy.

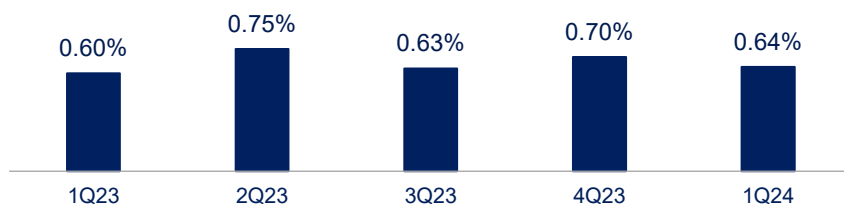
NCO's (Annualized) to Average Loans



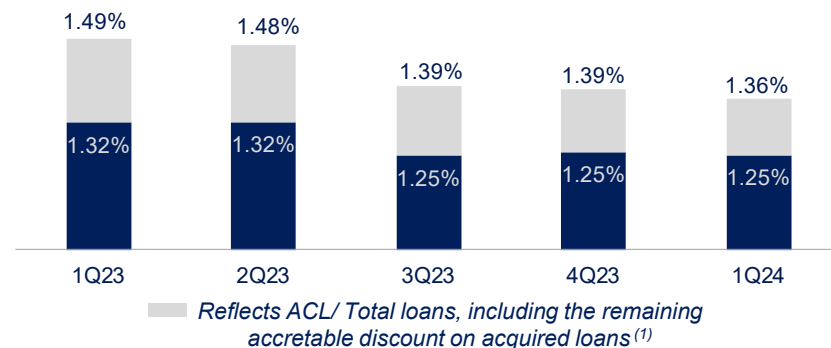
NPL's and OREO to Loans and OREO



Delinquency to Spot Loans



ACL to Total Loans



(1) A non-GAAP measure, refer to the 8-K Form filed with the SEC on April 17, 2024, for more information.

Award-Winning Service and Performance

Service & Innovation



AMERICAN BANKER




Corporate Social Responsibility




Exceptional Workplace



Performance & Governance




Questions and Answers



BUILDING
ON OUR STRONG
FOUNDATION

Thank You for Attending



BUILDING
ON OUR STRONG
FOUNDATION